



## Fratello Nick Pro Guidebook

The Fratello Nick font family is inspired & dedicated to Debi's son Nick: attempting to capture his past, present, and future in one big font family that contains as much character and diversity as her son.

Fratello Nick Pro is a versatile hand-lettered casual text with 1160 glyphs to play with, which makes it perfect for a variety of projects. It can be simple and sweet or whimsical and fun with the addition of one or more of the many upper and lower case alternate letters.

Additional features include: Roman numerals, Fractions, Ordinals, Superiors & Inferiors, Small Caps, Frames, & Ornaments. It also includes Western and Central European, Romanian and Turkish language support. It's available in Regular, Bold, Italic & Bold Italic.

While it's technically a hand drawn text font, you'll find lots of fun flourishes added to the abundance of upper and lower case letters giving it that "scripty" feel.

You'll also find a set of Caps and Small Caps to use in a variety of ways.

Like a book that just can't be put down, you'll want to spend lots of time exploring all the possibilities!

This is a great font for use with cutting machines. Lots of options to create monograms, signage and adorable nursery wall art!

And just in case you were wondering ... Fratello means "Brother" in Italian. Nick is one of two brothers.

His younger brother Alex is the extreme opposite but just as wonderful. So you know a "Fratello Alex" font is in the future!

The Fratello Nick Pro fonts are LOADED to the gills with alternate characters for the Capitals & Lowercase, and an astounding set of features, which will be covered in this Guidebook. To get the most programmed into feature sets for the Fratello Nick Pro fonts, we got a little creative with enabling multiple features in specific combinations. Let's begin...

### STANDARD CAPITALS (default characters)

A B C D E F G H I J K L M N O P Q R S T U V W X Y Z

### STYLISTIC ALTERNATES ENABLED

A B C D E F G H I J K L M N O P Q R S T U V W X Y Z

### TITLING ALTERNATES ENABLED

A B C D E F G H I J K L M N O P Q R S T U V W X Y Z

### SWASH ALTERNATES ENABLED

A B C D E F G H I J K L M N O P Q R S T U V  
W X Y Z

### CONTEXTUAL ALTERNATES ENABLED

A B C D E F G H I J K L M N O P Q R S T U V W X Y Z

You may notice TWO distinct things in the specimen previews above.

The first and most obvious is that the Standard Capitals do not change when the Contextual Alternates feature only is enabled. This is because some programs and operating systems can have the Contextual Alternates feature enabled by default - so if this is the case with your program, be sure to turn it off for the various combinations above and to follow to work properly.

The second thing you may notice is that the specimens above are all typed with a space between each letter, this is to properly show all of the alternates. Typing in all Capitals without spaces will enable a feature that will keep the Alternate Capital for the first letter of an all capitals string, and revert the rest back to Standard Capitals. This is to avoid all of the collisions that would happen in an all caps setting.

Continuing onward, we get into enabling combinations of features to easily pull up even more alternates for the capitals. The original Standard Capitals reference is shown at the top for reference...

STANDARD CAPITALS  
(default characters)

A B C D E F G H I J K L M N O P Q R S T U V W X Y Z

STYLISTIC & TITLING  
ALTERNATES  
ENABLED

A B C D E F G H I J K L M N O P Q  
R S T U V W X Y Z

STYLISTIC & SWASH  
ALTERNATES  
ENABLED

A B C D E F G H I J K L M N O P Q R S T U V  
W X Y Z

STYLISTIC & CONTEXTUAL  
ALTERNATES  
ENABLED

A B C D E F G H I J K L M N O P Q R S T U V W  
X Y Z

TITLING & SWASH  
ALTERNATES  
ENABLED

A B C D E F G H I J K L M N O P Q R S T U V W  
X Y Z

TITLING & CONTEXTUAL  
ALTERNATES  
ENABLED

A B C D E F G H I J K L M N O P Q R S T  
U V W X Y Z

SWASH & CONTEXTUAL  
ALTERNATES  
ENABLED

A B C D E F G H I J K L M N O P Q R S T U V W  
X Y Z

STYLISTIC & TITLING  
& SWASH ALTERNATES  
ENABLED

A B C D E F G H I J K L M N O P Q R S T U V  
W X Y Z

STYLISTIC & TITLING  
& CONTEXTUAL  
ALTERNATES ENABLED

A B C D E F G H I J K L M N  
O P Q R S T U V W X Y Z

That's all of the Capital Alternates that we could program into features that you could easily toggle, 11 in total, but there are still LOADS more Capital Alternates in the font. We've programmed those into 22 Style Sets, which can be loaded in a limited range of programs. To access the rest of the Capital Alternates you'll need a program that gives you access to the glyph map of the font if you want to have access to pick and choose a lot of the additional alternates, like the Glyph Map palette in some programs, or an app like PopChar.


[illegible]

a a a a a a b b b b b b b b c c c c c  
c c c c c c d d d d d d d d e e e e e e f f f f g g g g g  
g g g g g h h h h h h h i i i i i j j j j k k k k l l l l l  
l l l l m m m m n n n n o o o o p p p p q q q q r r r r s s s s  
t t t t u u u u v v v v w w w w x x x x y y y y z z z z

But there's still more tucked in the glyph map for the Fratello Nick Pro typefaces, like a collection of alternate ampersands and custom titling words as shown in the previews below...

& & & & and and and and and and at at for for from from  
of of of on on on on the the to to to to to to with with

While the Fratello Nick typeface family has Frames & Ornament fonts available separately, a small collection of these designs are included in the glyph map for the Fratello Nick Pro fonts as shown below...



BUT WAIT! There's still more functionality tucked away in this little wonder known as Fratello Nick Pro.

Try enabling Ordinals to add a little spice to the way you write dates...

STANDARD TYPING

1st 2nd 3rd 4th 5th 6th 7th 8th 9th

ORDINALS

1<sup>st</sup> 2<sup>nd</sup> 3<sup>rd</sup> 4<sup>th</sup> 5<sup>th</sup> 6<sup>th</sup> 7<sup>th</sup> 8<sup>th</sup> 9<sup>th</sup>

ALTERNATE ORDINALS  
(IN GLYPH MAP)

1<sup>st</sup> 2<sup>nd</sup> 3<sup>rd</sup> 4<sup>th</sup> 5<sup>th</sup>

Turn on the Fractions feature and enable limitless fractions, should you ever find the need to type out unusual lengthy fractions.

STANDARD TYPING

1/2 5/8 7/18 21/309 8/1290

FRACTIONS

½ ⅝ ⅞ ²¹⁄₃₀₉ ⁸⁄₁₂₉₀ ¹²³⁴⁵⁶⁷⁹⁰¹²³

Use the automated Modern Roman Numeral converter feature for clean and open roman numerals to add a unique flair to your designs.

STANDARD TYPING

Charles [9] [1] [21] [2014]

MODERN ROMANS  
(STANDARD LIGS ON)

Charles IX I XXI MMXIV

And just when you thought that there couldn't be more squeezed into the Fratello Nick Pro typefaces, there's also a SmallCaps feature. Our SmallCaps feature converts all lowercase, numerals, basic punctuation, and a few other standard characters to SmallCaps scale for those that need smaller scale capitals for typesetting in unique settings - like intergrating with Fratello Nick Split Monograms, for example.

DEFAULT SET

ABCDEFGHIJKLMNOPQRSTUVWXYZ  
abcdefghijklmnopqrstuvwxyz 0123456789 !? " ' \$ % &

SMALLCAPS  
ENABLED

ABCDEFGHIJKLMNOPQRSTUVWXYZ  
ABCDEFGHIJKLMNOPQRSTUVWXYZ 0123456789 !? " ' \$ % &

And it should also be noted that our automated Modern Roman Numeral converter feature also converts down to SmallCaps scale when the SmallCaps feature is enabled.

STANDARD TYPING

Charles [9] [1] [21] [2014]

MODERN ROMANS  
SMALLCAPS ENABLED

CHARLES IX I XXI MMXIV

Below is an example of Fratello Nick Pro Bold (with SmallCaps enabled) used together with Fratelli Nick Split Monogram.

FRATELLO NICK  
SPLIT MONOGRAM  
LOWERCASE

FRATELLO  
9701 EAST CASTLEBROOK AVENUE, LAS COLINAS, CA 90324  
FRATELLO

The possibilities are truly endless and overwhelming. We'd love to see what you come up with using the Fratello Nick font family. If you'd like to contribute pics of your projects using Fratello Nick and it's features, please send to : [penpal@correspondenceink.com](mailto:penpal@correspondenceink.com). Be sure to let us know if you are okay with us using them in blog posts, on Facebook, on Twitter, or for any other marketing or promotional purposes. Enjoy the fonts.



## Fratello Nick Monogram Guidebook

Fratello Nick Monogram is a straight up SmallCaps to Capitals to SmallCaps monogram style typeface. While only a set of Capitals and SmallCaps exist in this font, you can easily customize your monogram by combining it with any of the 72 frames of the Fratello Nick Frames typeface for additional flair. Fratello Nick Monogram can also be used for other purposes like Headlines & Titling. Like a book that just can't be put down, you'll want to spend lots of time exploring all of the possibilities.

### MONOGRAM TYPESET EXAMPLES

A B C D E F G H I J K L M N O  
P Q R S T U V W X Y Z A

### MONOGRAM TYPESET EXAMPLES COMBINED WITH FRATELLO NICK FRAMES



### CAPITALS ONLY TITLING EXAMPLES

YOUR PRESENCE IS REQUESTED  
REMEMBER TO RSVP

### SMALLCAPS ONLY TITLING EXAMPLES

YOUR PRESENCE IS REQUESTED  
REMEMBER TO RSVP





## Fratello Nick Split Monogram Guidebook

Fratello Nick Split Monogram is considered a split monogram form, where an initial is split by a space for your name, event, address, or other intentions. This, the first of the family, contains Split Monograms with no ornamentation in the lowercase slots, and wreath decorated Split Monograms in the uppercase slots. By typing a comma or period before and after the Split Monogram character, you can extend the split bars to best match the width of text you type in between (preferably using the Capitals or SmallCaps from Fratello Nick Bold, so the line weight matches up best when scaled down). Try customizing your monogram by combining it with any of the Ornaments of the Fratello Nick Ornaments typeface for additional flair. You can also type conjoined Split Monograms for unique effect and uses. Like a book that just can't be put down, you'll want to spend lots of time exploring all of the possibilities.

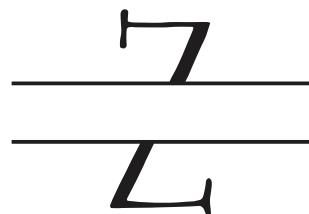
### FRATELLO NICK SPLIT MONOGRAM CAPITALS

*\*combined with  
Fratello Nick Pro Bold  
(smallcaps typesetting)*



### FRATELLO NICK SPLIT MONOGRAM LOWERCASE

*\*combined with  
Fratello Nick Pro Bold  
(smallcaps typesetting)*



### FRATELLO NICK SPLIT MONOGRAM CAPITALS

*\*combined with  
Fratello Nick Pro Bold  
(smallcaps typesetting)*



2108 WEST MEADOWS LANE, SPEARMINT, WA 90324

### FRATELLO NICK SPLIT MONOGRAM LOWERCASE

*\*combined with  
Fratello Nick Pro Bold  
(smallcaps typesetting)*



9701 EAST CASTLEBROOK AVENUE, LAS COLINAS, CA 90324



# Fratello Nick Split Monogram Due Guidebook

Fratello Nick Split Monogram Due is considered a split monogram form, where an initial is split by a space for your name, event, address, or other intentions. This, the second of the family, contains Split Monograms with flowering wreath decorations in the lowercase slots, and Split Monograms with Wreaths & Rabbits in the uppercase slots. By typing a comma or period before and after the Split Monogram character, you can extend the split bars to best match the width of text you type in between (preferably using the Capitals or SmallCaps from Fratello Nick Bold, so the line weight matches up best when scaled down). Try customizing your monogram by combining it with any of the Ornaments of the Fratello Nick Ornaments typeface for additional flair. You can also type conjoined Split Monograms for unique effect and uses. Like a book that just can't be put down, you'll want to spend lots of time exploring all of the possibilities.

## FRATELLO NICK SPLIT MONOGRAM DUE CAPITALS

*\*combined with  
Fratello Nick Pro Bold  
(smallcaps typesetting)*



## FRATELLO NICK SPLIT MONOGRAM DUE LOWERCASE

*\*combined with  
Fratello Nick Pro Bold  
(smallcaps typesetting)*



## FRATELLO NICK SPLIT MONOGRAM DUE CAPITALS

*\*combined with  
Fratello Nick Pro Bold  
(smallcaps typesetting)*



## FRATELLO NICK SPLIT MONOGRAM DUE LOWERCASE

*\*combined with  
Fratello Nick Pro Bold  
(smallcaps typesetting)*








## Fratello Nick Split Monogram Tre Guidebook

Fratello Nick Split Monogram Tre is considered a split monogram form, where an initial is split by a space for your name, event, address, or other intentions. This, the third of the family, contains Split Monograms with Wreaths & Butterfly decorations in the lowercase slots, and Split Monograms with Wreaths & Birds in the uppercase slots. By typing a comma or period before and after the Split Monogram character, you can extend the split bars to best match the width of text you type in between (preferably using the Capitals or SmallCaps from Fratello Nick Bold, so the line weight matches up best when scaled down). Try customizing your monogram by combining it with any of the Ornaments of the Fratello Nick Ornaments typeface for additional flair. You can also type conjoined Split Monograms for unique effect and uses. Like a book that just can't be put down, you'll want to spend lots of time exploring all of the possibilities.

### FRATELLO NICK SPLIT MONOGRAM TRE CAPITALS

*\*combined with  
Fratello Nick Pro Bold  
(smallcaps typesetting)*



### FRATELLO NICK SPLIT MONOGRAM TRE LOWERCASE

*\*combined with  
Fratello Nick Pro Bold  
(smallcaps typesetting)*



### FRATELLO NICK SPLIT MONOGRAM TRE CAPITALS

*\*combined with  
Fratello Nick Pro Bold  
(smallcaps typesetting)*



### FRATELLO NICK SPLIT MONOGRAM TRE LOWERCASE

*\*combined with  
Fratello Nick Pro Bold  
(smallcaps typesetting)*



