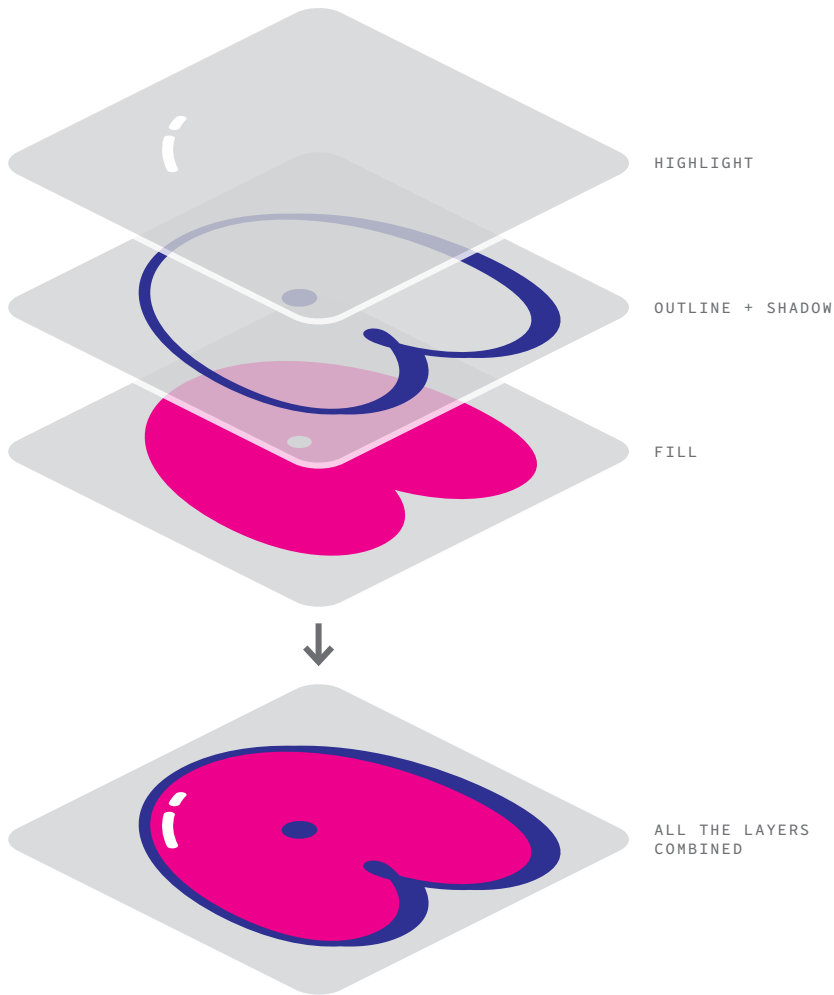



BOOPY

## A COLOR TYPEFACE



FT Loopy is a color typeface. It includes fonts that you can set in different layers using different colors:

**Outline.** This style can be used on its own, or in combination with other styles.



**Outline + Shadow.** An alternative to the plain Outline, this style includes a shadow.



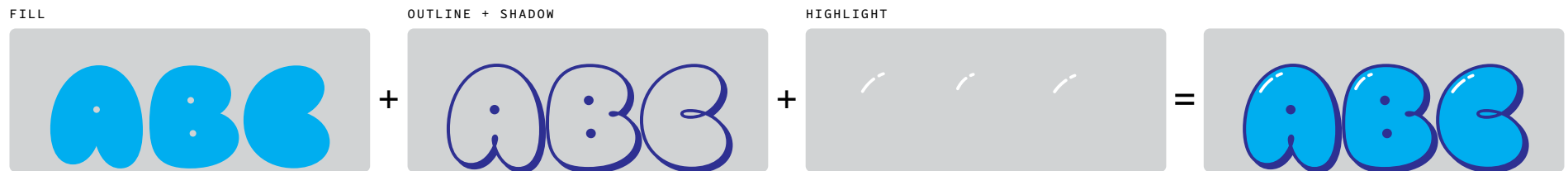
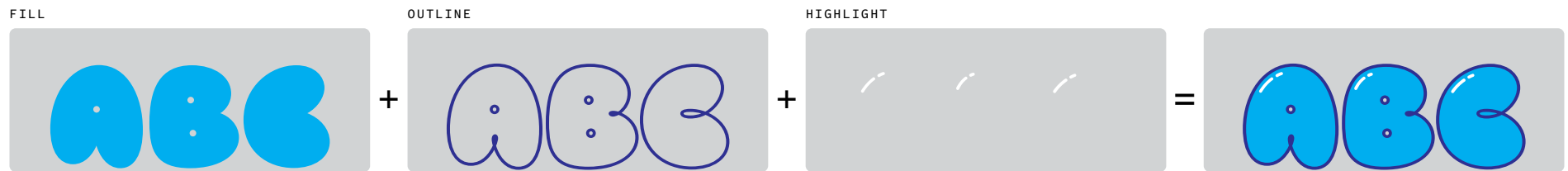
**Highlight.** Set it in a light color on top of the others to get a shiny effect.



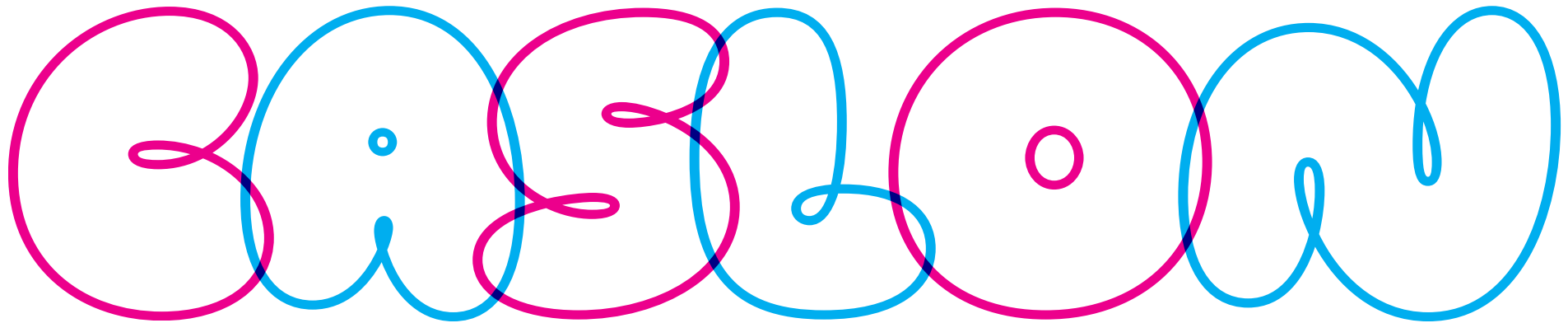
**Fill.** The fill color needs to be in the bottom layer, so as not to occlude the others.




### COMBINING STYLES



## OVERLAPPING OUTLINES



If you set Loopy with negative tracking or kerning, you can get this effect where the outlines overlap.



## TEXT SAMPLES

30 PT OUTLINE

THE TYPE DESIGNER  
SHOULD AVOID  
IDIOSYNCRASIES  
AS FAR AS POSSIBLE  
IN HIS TYPEFACES  
SINCE THESE ARE  
DETRIMENTAL TO  
THE UNIVERAL USE  
OF THE TYPE.

30 PT OUTLINE + SHADOW

THE TYPE DESIGNER  
SHOULD AVOID  
IDIOSYNCRASIES  
AS FAR AS POSSIBLE  
IN HIS TYPEFACES  
SINCE THESE ARE  
DETRIMENTAL TO  
THE UNIVERAL USE  
OF THE TYPE.



## OPENTYPE FEATURES

### DEFAULT FIGURES

The default figures are proportional in width. So for example, '1' is more narrow than '0'.

0 1 2 3 4 5 6 7 8 9

### TABULAR FIGURES

Tabular figures all share the same width. This is preferable when you want the figures to align vertically.

0 1 2 3 4 5 6 7 8 9